



FoodScan instructions for use

YorkTest Laboratories Ltd

York Science Park
York YO10 5DQ
United Kingdom

Freephone (UK): 0800 074 6185

Telephone: +44 (0) 1904 410 410

Email: info@yorktest.com

www.yorktest.com



Company Registration Number: 03570476
YorkTest is a registered trade mark ©YorkTest 2009
YT523 v6 LTD0309

your foodscan kit includes...



1 x antiseptic wipe



1 x lancet (single use only)



1 x absorbent wand and container



1 x plaster



1 x customer details form
1 x prepaid envelope

Caution

1. Keep out of reach of children
2. Should only be used by an adult
3. Lancet is for individual use and should not be shared with others
4. Use caution when handling blood
5. Return used lancet in the kit box provided for safe disposal


DO NOT TAKE THIS TEST IF YOU ARE:

- Suffering from a blood borne disease such as Hepatitis or HIV
- Under the age of 2
- Pregnant or breastfeeding
- Taking steroids or immunosuppressants

If any of these items are missing, please contact our Customer Care team on

0800 074 6185

Please read these instructions carefully before starting. If you have any difficulties collecting the sample, don't worry, please contact our Customer Care team.



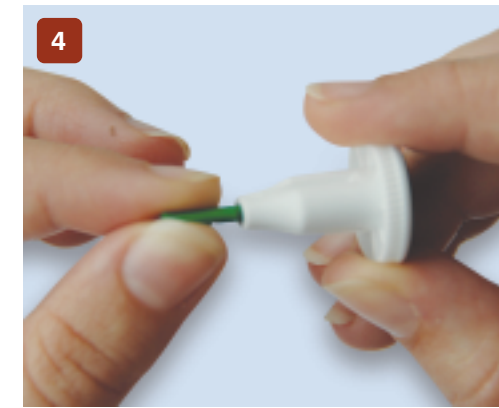
1 Complete the customer details form and write your name and the date clearly on the side of the wand container with the pen provided.



2 Wash your hands thoroughly in warm water and dry.



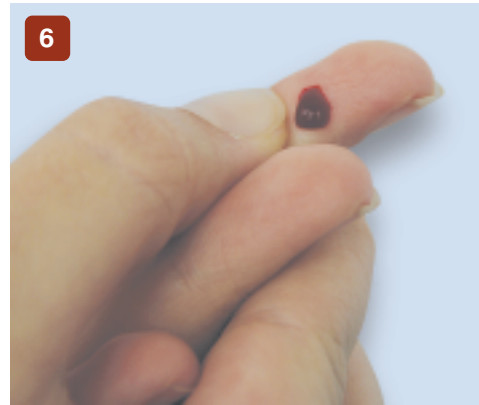
3 Wipe the side of your finger or thumb with the antiseptic wipe and allow to dry.



4 Twist and pull the cover off the lancet.



5 Place lancet against the side of your finger or thumb and press the green plunger quickly and firmly to puncture.



6 Hold hand at waist level (or lower than heart) and massage finger or thumb from base to tip to produce a large droplet of blood.



7 Hold the wand by the plastic cover and allow the blood to soak up. The wand should be red throughout, showing it is completely full. We need this to be full as it contains the precise amount of blood needed for testing.



8 Immediately place the full wand inside the wand container.



9 Put the sample and the lancet (for safe disposal) back inside the plastic YorkTest box.



10 Place your sample and lancets in the kit box. Take your completed customer details form and kit box, and place in the pre-paid envelope provided.

Remember to include your customer details form, without this we cannot process your sample.

YorkTest Laboratories are unable to analyse your sample if you are suffering from a blood borne infection (e.g. Hepatitis or HIV) or if you are pregnant or under the age of 2. Please contact the Customer Care team on 0800 074 6185 if you have any questions regarding this.

0800 074 6185 www.yorktest.com